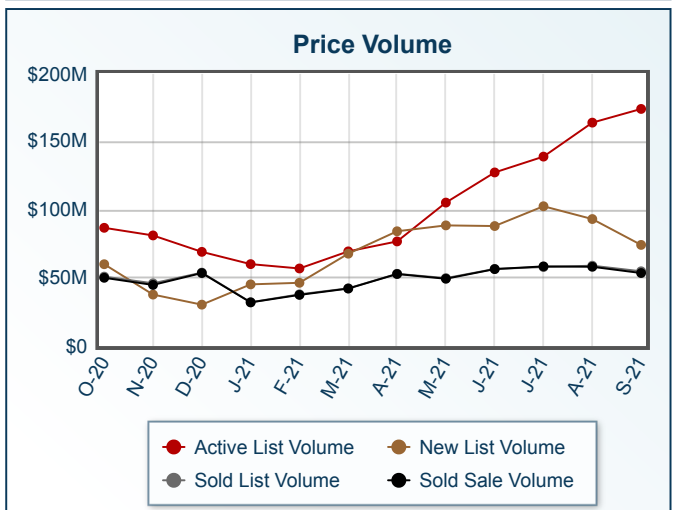
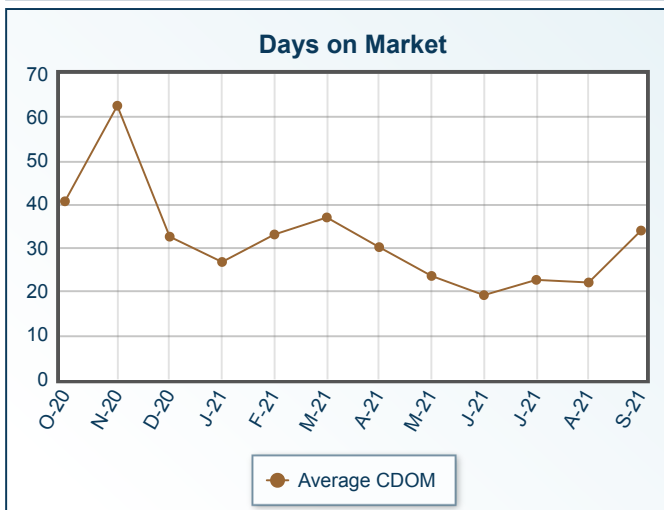
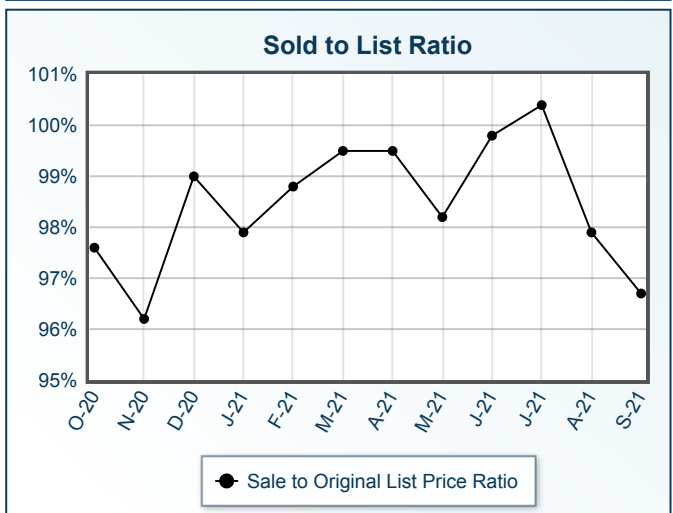
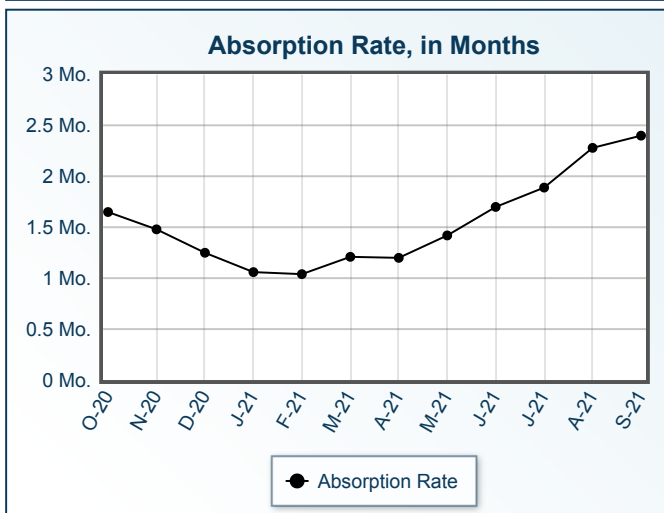
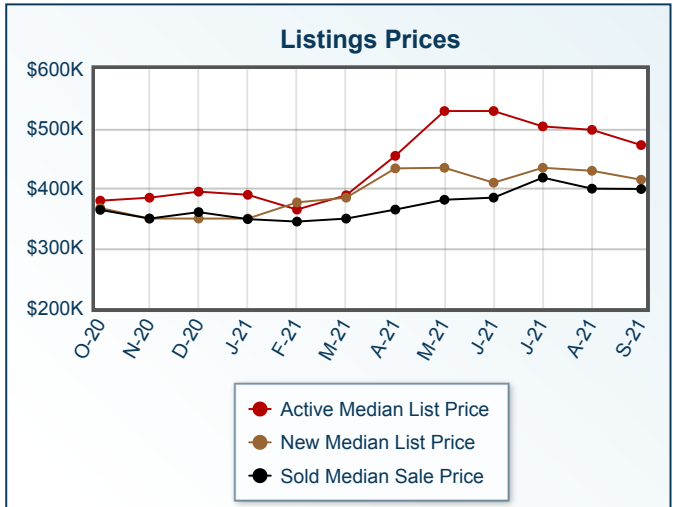
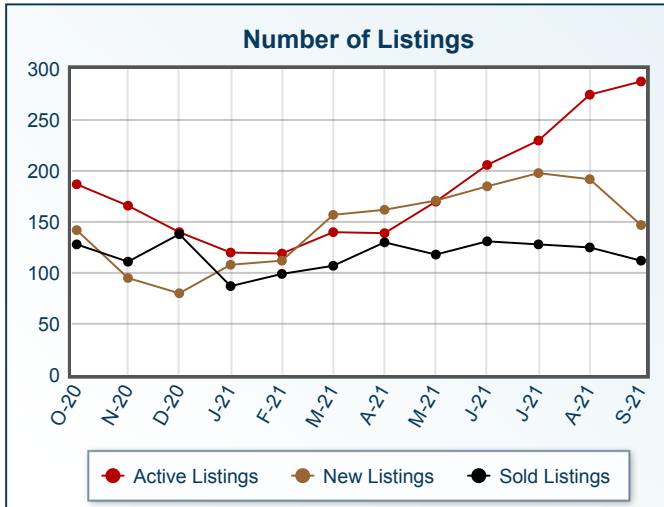


# Market Summary

Josephine Co Residential, September 2021



| Summary Statistics |           |           |        |           |           |        |
|--------------------|-----------|-----------|--------|-----------|-----------|--------|
|                    | Sep-21    | Sep-20    | % Chg  | 2021 YTD  | 2020 YTD  | % Chg  |
| Absorption Rate    | 2.4       | 1.8       | 33.33  | 1.58      | 2.37      | -33.33 |
| Average List Price | \$605,003 | \$486,826 | 24.27  | \$483,406 | \$404,997 | 19.36  |
| Median List Price  | \$473,000 | \$399,700 | 18.34  | \$400,000 | \$335,000 | 19.40  |
| Average Sale Price | \$479,102 | \$391,112 | 22.50  | \$425,610 | \$352,998 | 20.57  |
| Median Sale Price  | \$399,450 | \$349,500 | 14.29  | \$375,000 | \$319,900 | 17.22  |
| Average CDOM       | 34        | 45        | -24.44 | 27        | N/A       | N/A    |
| Median CDOM        | 10        | 11        | -9.09  | 7         | 24        | -70.83 |

|                     | This Month |      |        | Year to Date |      |        |
|---------------------|------------|------|--------|--------------|------|--------|
|                     | 2021       | 2020 | % Chg  | 2021         | 2020 | % Chg  |
|                     | 0-99,999   | 0    | 0      | 0.0          | 6    | 7      |
| 100,000-149,999     | 2          | 2    | 0.0    | 12           | 27   | -55.6  |
| 150,000-199,999     | 2          | 8    | -75.0  | 31           | 66   | -53.0  |
| 200,000-249,999     | 3          | 13   | -76.9  | 60           | 137  | -56.2  |
| 250,000-299,999     | 9          | 20   | -55.0  | 128          | 203  | -36.9  |
| 300,000-349,999     | 14         | 28   | -50.0  | 165          | 151  | 9.3    |
| 350,000-399,999     | 27         | 16   | 68.8   | 182          | 122  | 49.2   |
| 400,000-449,999     | 9          | 17   | -47.1  | 104          | 82   | 26.8   |
| 450,000-499,999     | 7          | 11   | -36.4  | 95           | 59   | 61.0   |
| 500,000-549,999     | 10         | 4    | 150.0  | 54           | 43   | 25.6   |
| 550,000-599,999     | 3          | 8    | -62.5  | 49           | 27   | 81.5   |
| 600,000-649,999     | 8          | 3    | 166.7  | 39           | 17   | 129.4  |
| 650,000-699,999     | 3          | 3    | 0.0    | 18           | 12   | 50.0   |
| 700,000-749,999     | 4          | 0    | N/A    | 25           | 5    | 400.0  |
| 750,000-799,999     | 3          | 1    | 200.0  | 18           | 5    | 260.0  |
| 800,000-849,999     | 1          | 0    | N/A    | 14           | 1    | 1300.0 |
| 850,000-899,999     | 1          | 2    | -50.0  | 7            | 6    | 16.7   |
| 900,000-949,999     | 1          | 1    | 0.0    | 4            | 3    | 33.3   |
| 950,000-999,999     | 1          | 0    | N/A    | 9            | 2    | 350.0  |
| 1,000,000-1,099,999 | 0          | 0    | 0.0    | 4            | 3    | 33.3   |
| 1,100,000-1,199,999 | 2          | 1    | 100.0  | 7            | 2    | 250.0  |
| 1,200,000-1,299,999 | 0          | 0    | 0.0    | 2            | 1    | 100.0  |
| 1,300,000-1,399,999 | 1          | 0    | N/A    | 2            | 0    | N/A    |
| 1,400,000-1,499,999 | 0          | 0    | 0.0    | 0            | 0    | 0.0    |
| 1,500,000-1,599,999 | 1          | 0    | N/A    | 1            | 0    | N/A    |
| 1,600,000-1,699,999 | 0          | 1    | -100.0 | 0            | 2    | -100.0 |
| 1,700,000-1,799,999 | 0          | 0    | 0.0    | 1            | 0    | N/A    |
| 1,800,000-1,899,999 | 0          | 0    | 0.0    | 0            | 0    | 0.0    |
| 1,900,000-1,999,999 | 0          | 0    | 0.0    | 0            | 0    | 0.0    |
| 2,000,000-2,249,999 | 0          | 0    | 0.0    | 0            | 0    | 0.0    |
| 2,250,000-2,499,999 | 0          | 0    | 0.0    | 0            | 0    | 0.0    |
| 2,500,000-2,749,999 | 0          | 0    | 0.0    | 0            | 0    | 0.0    |
| 2,750,000-2,999,999 | 0          | 0    | 0.0    | 0            | 1    | -100.0 |
| 3,000,000-3,249,999 | 0          | 0    | 0.0    | 0            | 0    | 0.0    |
| 3,250,000-3,499,999 | 0          | 0    | 0.0    | 0            | 0    | 0.0    |
| 3,500,000-3,749,999 | 0          | 0    | 0.0    | 0            | 0    | 0.0    |
| 3,750,000-3,999,999 | 0          | 0    | 0.0    | 0            | 0    | 0.0    |
| 4,000,000-4,249,999 | 0          | 0    | 0.0    | 0            | 0    | 0.0    |
| 4,250,000-4,499,999 | 0          | 0    | 0.0    | 0            | 0    | 0.0    |
| 4,500,000-4,749,999 | 0          | 0    | 0.0    | 0            | 0    | 0.0    |
| 4,750,000-4,999,999 | 0          | 0    | 0.0    | 0            | 0    | 0.0    |
| 5,000,000+          | 0          | 0    | 0.0    | 0            | 0    | 0.0    |
| Totals              | 112        | 139  | -19.4  | 1037         | 984  | 5.4    |

|                     | This Month |      |        | Year to Date |      |        |
|---------------------|------------|------|--------|--------------|------|--------|
|                     | 2021       | 2020 | % Chg  | 2021         | 2020 | % Chg  |
|                     | 0-99,999   | 0    | 3      | -100.0       | 2    | 8      |
| 100,000-149,999     | 0          | 1    | -100.0 | 8            | 26   | -69.2  |
| 150,000-199,999     | 3          | 8    | -62.5  | 38           | 67   | -43.3  |
| 200,000-249,999     | 9          | 13   | -30.8  | 62           | 150  | -58.7  |
| 250,000-299,999     | 8          | 23   | -65.2  | 135          | 222  | -39.2  |
| 300,000-349,999     | 16         | 17   | -5.9   | 171          | 161  | 6.2    |
| 350,000-399,999     | 34         | 14   | 142.9  | 195          | 141  | 38.3   |
| 400,000-449,999     | 16         | 7    | 128.6  | 112          | 81   | 38.3   |
| 450,000-499,999     | 14         | 9    | 55.6   | 119          | 88   | 35.2   |
| 500,000-549,999     | 10         | 8    | 25.0   | 57           | 48   | 18.8   |
| 550,000-599,999     | 9          | 4    | 125.0  | 63           | 34   | 85.3   |
| 600,000-649,999     | 2          | 2    | 0.0    | 28           | 15   | 86.7   |
| 650,000-699,999     | 1          | 0    | N/A    | 27           | 19   | 42.1   |
| 700,000-749,999     | 3          | 1    | 200.0  | 15           | 6    | 150.0  |
| 750,000-799,999     | 1          | 1    | 0.0    | 25           | 4    | 525.0  |
| 800,000-849,999     | 2          | 2    | 0.0    | 9            | 6    | 50.0   |
| 850,000-899,999     | 2          | 0    | N/A    | 13           | 7    | 85.7   |
| 900,000-949,999     | 1          | 0    | N/A    | 7            | 2    | 250.0  |
| 950,000-999,999     | 0          | 0    | 0.0    | 10           | 2    | 400.0  |
| 1,000,000-1,099,999 | 1          | 1    | 0.0    | 2            | 2    | 0.0    |
| 1,100,000-1,199,999 | 1          | 0    | N/A    | 9            | 3    | 200.0  |
| 1,200,000-1,299,999 | 0          | 2    | -100.0 | 4            | 4    | 0.0    |
| 1,300,000-1,399,999 | 0          | 0    | 0.0    | 1            | 1    | 0.0    |
| 1,400,000-1,499,999 | 0          | 0    | 0.0    | 0            | 0    | 0.0    |
| 1,500,000-1,599,999 | 0          | 0    | 0.0    | 1            | 0    | N/A    |
| 1,600,000-1,699,999 | 0          | 0    | 0.0    | 1            | 0    | N/A    |
| 1,700,000-1,799,999 | 0          | 0    | 0.0    | 1            | 0    | N/A    |
| 1,800,000-1,899,999 | 0          | 0    | 0.0    | 0            | 1    | -100.0 |
| 1,900,000-1,999,999 | 0          | 0    | 0.0    | 0            | 0    | 0.0    |
| 2,000,000-2,249,999 | 0          | 0    | 0.0    | 0            | 0    | 0.0    |
| 2,250,000-2,499,999 | 0          | 0    | 0.0    | 0            | 0    | 0.0    |
| 2,500,000-2,749,999 | 0          | 0    | 0.0    | 0            | 0    | 0.0    |
| 2,750,000-2,999,999 | 0          | 1    | -100.0 | 0            | 2    | -100.0 |
| 3,000,000-3,249,999 | 0          | 0    | 0.0    | 0            | 0    | 0.0    |
| 3,250,000-3,499,999 | 0          | 0    | 0.0    | 0            | 0    | 0.0    |
| 3,500,000-3,749,999 | 0          | 0    | 0.0    | 0            | 0    | 0.0    |
| 3,750,000-3,999,999 | 0          | 0    | 0.0    | 0            | 0    | 0.0    |
| 4,000,000-4,249,999 | 0          | 0    | 0.0    | 0            | 0    | 0.0    |
| 4,250,000-4,499,999 | 0          | 0    | 0.0    | 0            | 0    | 0.0    |
| 4,500,000-4,749,999 | 0          | 0    | 0.0    | 0            | 0    | 0.0    |
| 4,750,000-4,999,999 | 0          | 0    | 0.0    | 0            | 0    | 0.0    |
| 5,000,000+          | 0          | 0    | 0.0    | 0            | 0    | 0.0    |
| Totals              | 133        | 117  | 13.7   | 1115         | 1100 | 1.4    |

| Active Listings     | This Month |      |        | Year to Date |      |        | New Listings        | This Month |          |        | Year to Date |        |        |
|---------------------|------------|------|--------|--------------|------|--------|---------------------|------------|----------|--------|--------------|--------|--------|
|                     | 2021       | 2020 | % Chg  | 2021         | 2020 | % Chg  |                     | 2021       | 2020     | % Chg  | 2021         | 2020   | % Chg  |
|                     | 0-99,999   | 0    | 1      | -100.0       | 2    | 8      |                     | -75.0      | 0-99,999 | 0      | 2            | -100.0 | 2      |
| 100,000-149,999     | 0          | 6    | -100.0 | 8            | 32   | -75.0  | 100,000-149,999     | 0          | 1        | -100.0 | 6            | 22     | -72.7  |
| 150,000-199,999     | 7          | 15   | -53.3  | 52           | 100  | -48.0  | 150,000-199,999     | 3          | 10       | -70.0  | 42           | 75     | -44.0  |
| 200,000-249,999     | 12         | 17   | -29.4  | 73           | 196  | -62.8  | 200,000-249,999     | 6          | 17       | -64.7  | 68           | 165    | -58.8  |
| 250,000-299,999     | 21         | 18   | 16.7   | 170          | 259  | -34.4  | 250,000-299,999     | 12         | 23       | -47.8  | 152          | 237    | -35.9  |
| 300,000-349,999     | 20         | 22   | -9.1   | 206          | 211  | -2.4   | 300,000-349,999     | 20         | 30       | -33.3  | 182          | 185    | -1.6   |
| 350,000-399,999     | 42         | 25   | 68.0   | 257          | 190  | 35.3   | 350,000-399,999     | 27         | 17       | 58.8   | 249          | 151    | 64.9   |
| 400,000-449,999     | 27         | 16   | 68.8   | 150          | 112  | 33.9   | 400,000-449,999     | 18         | 9        | 100.0  | 141          | 89     | 58.4   |
| 450,000-499,999     | 30         | 15   | 100.0  | 163          | 123  | 32.5   | 450,000-499,999     | 12         | 8        | 50.0   | 152          | 95     | 60.0   |
| 500,000-549,999     | 8          | 10   | -20.0  | 77           | 66   | 16.7   | 500,000-549,999     | 7          | 6        | 16.7   | 72           | 53     | 35.8   |
| 550,000-599,999     | 22         | 11   | 100.0  | 89           | 48   | 85.4   | 550,000-599,999     | 10         | 7        | 42.9   | 85           | 39     | 117.9  |
| 600,000-649,999     | 18         | 4    | 350.0  | 53           | 32   | 65.6   | 600,000-649,999     | 7          | 4        | 75.0   | 50           | 23     | 117.4  |
| 650,000-699,999     | 10         | 7    | 42.9   | 54           | 34   | 58.8   | 650,000-699,999     | 6          | 1        | 500.0  | 51           | 29     | 75.9   |
| 700,000-749,999     | 5          | 5    | 0.0    | 23           | 14   | 64.3   | 700,000-749,999     | 2          | 1        | 100.0  | 20           | 9      | 122.2  |
| 750,000-799,999     | 13         | 4    | 225.0  | 46           | 9    | 411.1  | 750,000-799,999     | 4          | 1        | 300.0  | 43           | 7      | 514.3  |
| 800,000-849,999     | 4          | 3    | 33.3   | 16           | 7    | 128.6  | 800,000-849,999     | 2          | 0        | N/A    | 14           | 3      | 366.7  |
| 850,000-899,999     | 10         | 2    | 400.0  | 23           | 12   | 91.7   | 850,000-899,999     | 0          | 1        | -100.0 | 21           | 6      | 250.0  |
| 900,000-949,999     | 5          | 2    | 150.0  | 12           | 6    | 100.0  | 900,000-949,999     | 1          | 1        | 0.0    | 11           | 3      | 266.7  |
| 950,000-999,999     | 2          | 2    | 0.0    | 19           | 6    | 216.7  | 950,000-999,999     | 2          | 0        | N/A    | 15           | 3      | 400.0  |
| 1,000,000-1,099,999 | 3          | 0    | N/A    | 5            | 5    | 0.0    | 1,000,000-1,099,999 | 1          | 0        | N/A    | 5            | 2      | 150.0  |
| 1,100,000-1,199,999 | 3          | 4    | -25.0  | 14           | 8    | 75.0   | 1,100,000-1,199,999 | 0          | 0        | 0.0    | 9            | 5      | 80.0   |
| 1,200,000-1,299,999 | 6          | 5    | 20.0   | 12           | 10   | 20.0   | 1,200,000-1,299,999 | 2          | 2        | 0.0    | 11           | 7      | 57.1   |
| 1,300,000-1,399,999 | 2          | 0    | N/A    | 3            | 2    | 50.0   | 1,300,000-1,399,999 | 0          | 0        | 0.0    | 3            | 1      | 200.0  |
| 1,400,000-1,499,999 | 6          | 2    | 200.0  | 9            | 3    | 200.0  | 1,400,000-1,499,999 | 3          | 0        | N/A    | 8            | 1      | 700.0  |
| 1,500,000-1,599,999 | 4          | 3    | 33.3   | 8            | 3    | 166.7  | 1,500,000-1,599,999 | 0          | 0        | 0.0    | 7            | 1      | 600.0  |
| 1,600,000-1,699,999 | 2          | 0    | N/A    | 4            | 4    | 0.0    | 1,600,000-1,699,999 | 1          | 1        | 0.0    | 4            | 1      | 300.0  |
| 1,700,000-1,799,999 | 2          | 0    | N/A    | 3            | 0    | N/A    | 1,700,000-1,799,999 | 0          | 0        | 0.0    | 3            | 0      | N/A    |
| 1,800,000-1,899,999 | 2          | 1    | 100.0  | 3            | 2    | 50.0   | 1,800,000-1,899,999 | 0          | 0        | 0.0    | 2            | 2      | 0.0    |
| 1,900,000-1,999,999 | 0          | 0    | 0.0    | 0            | 0    | 0.0    | 1,900,000-1,999,999 | 0          | 0        | 0.0    | 0            | 0      | 0.0    |
| 2,000,000-2,249,999 | 0          | 0    | 0.0    | 0            | 0    | 0.0    | 2,000,000-2,249,999 | 0          | 0        | 0.0    | 0            | 0      | 0.0    |
| 2,250,000-2,499,999 | 0          | 0    | 0.0    | 2            | 2    | 0.0    | 2,250,000-2,499,999 | 1          | 0        | N/A    | 2            | 1      | 100.0  |
| 2,500,000-2,749,999 | 1          | 0    | N/A    | 1            | 0    | N/A    | 2,500,000-2,749,999 | 0          | 0        | 0.0    | 1            | 0      | N/A    |
| 2,750,000-2,999,999 | 0          | 0    | 0.0    | 0            | 3    | -100.0 | 2,750,000-2,999,999 | 0          | 0        | 0.0    | 0            | 1      | -100.0 |
| 3,000,000-3,249,999 | 0          | 0    | 0.0    | 0            | 0    | 0.0    | 3,000,000-3,249,999 | 0          | 0        | 0.0    | 0            | 0      | 0.0    |
| 3,250,000-3,499,999 | 0          | 0    | 0.0    | 0            | 0    | 0.0    | 3,250,000-3,499,999 | 0          | 0        | 0.0    | 0            | 0      | 0.0    |
| 3,500,000-3,749,999 | 1          | 0    | N/A    | 1            | 1    | 0.0    | 3,500,000-3,749,999 | 0          | 0        | 0.0    | 1            | 0      | N/A    |
| 3,750,000-3,999,999 | 0          | 0    | 0.0    | 0            | 2    | -100.0 | 3,750,000-3,999,999 | 0          | 0        | 0.0    | 0            | 0      | 0.0    |
| 4,000,000-4,249,999 | 0          | 0    | 0.0    | 0            | 0    | 0.0    | 4,000,000-4,249,999 | 0          | 0        | 0.0    | 0            | 0      | 0.0    |
| 4,250,000-4,499,999 | 0          | 0    | 0.0    | 0            | 0    | 0.0    | 4,250,000-4,499,999 | 0          | 0        | 0.0    | 0            | 0      | 0.0    |
| 4,500,000-4,749,999 | 0          | 0    | 0.0    | 0            | 0    | 0.0    | 4,500,000-4,749,999 | 0          | 0        | 0.0    | 0            | 0      | 0.0    |
| 4,750,000-4,999,999 | 0          | 0    | 0.0    | 0            | 0    | 0.0    | 4,750,000-4,999,999 | 0          | 0        | 0.0    | 0            | 0      | 0.0    |
| 5,000,000+          | 0          | 0    | 0.0    | 0            | 0    | 0.0    | 5,000,000+          | 0          | 0        | 0.0    | 0            | 0      | 0.0    |
| Totals              | 288        | 200  | 44.0   | 1558         | 1510 | 3.2    | Totals              | 147        | 142      | 3.5    | 1432         | 1222   | 17.2   |

Information is deemed to be reliable, but is not guaranteed. © 2021 MLS and FBS. Prepared by Oregon DataShare (KCAR|MLSCO|SOMLS) on Monday, October 04, 2021 8:56 AM.

# Josephine Co Year Over Year Comparison

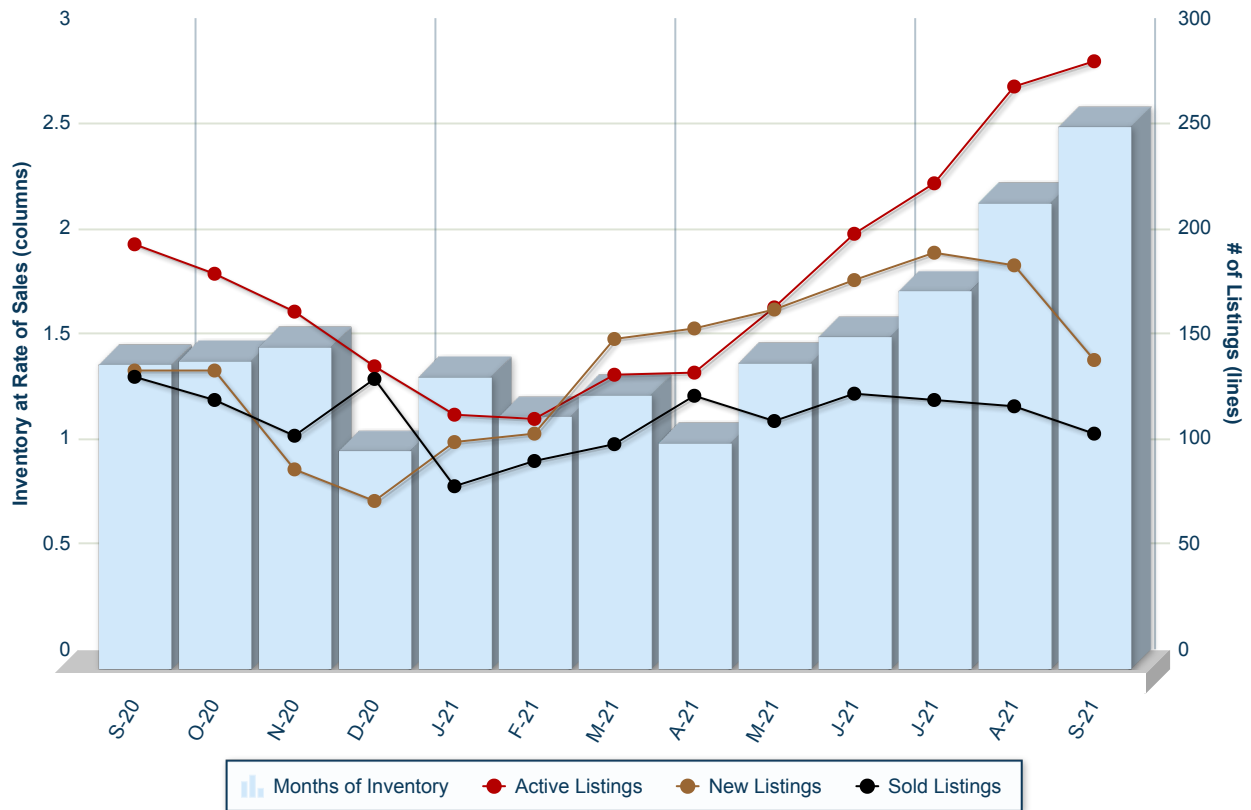
Activity between 9/1/2021 and 9/30/2021

| Residential         |              |            |            |              |            |           |                       |            |            |             |            |            |                   |                   |           |                    |                |            |                   |                |            |                 |           |           |
|---------------------|--------------|------------|------------|--------------|------------|-----------|-----------------------|------------|------------|-------------|------------|------------|-------------------|-------------------|-----------|--------------------|----------------|------------|-------------------|----------------|------------|-----------------|-----------|-----------|
| City                | Total Active |            |            | New Listings |            |           | Number Under Contract |            |            | Number Sold |            |            | Sold Volume       |                   |           | Average Sale Price |                |            | Median Sale Price |                |            | Percent of List |           |           |
|                     | Last Year    | This Year  | PCT        | Last Year    | This Year  | PCT       | Last Year             | This Year  | PCT        | Last Year   | This Year  | PCT        | Last Year         | This Year         | PCT       | Last Year          | This Year      | PCT        | Last Year         | This Year      | PCT        | Last Year       | This Year | PCT       |
| Cave Junction       | 37           | 42         | +13        | 13           | 7          | -46       | 12                    | 4          | -66        | 7           | 12         | +71        | 1,662,600         | 3,877,400         | +133      | 237,514            | 323,116        | +36        | 215,000           | 307,000        | +42        | 99              | 87        | -12       |
| Grants Pass         | 259          | 339        | +30        | 117          | 129        | +10       | 96                    | 118        | +22        | 114         | 95         | -16        | 45,255,650        | 48,082,114        | +6        | 396,979            | 506,127        | +27        | 351,176           | 435,000        | +23        | 99              | 98        | -1        |
| Kerby               | 1            | 3          | +200       | 0            | 0          | 0         | 0                     | 0          | 0          | 0           | 0          | 0          | 0                 | 0                 | 0         | 0                  | 0              | 0          | 0                 | 0              | 0          | 0               | 0         | 0         |
| Merlin              | 6            | 13         | +116       | 3            | 5          | +66       | 1                     | 3          | +200       | 4           | 3          | -25        | 1,898,000         | 1,505,000         | -20       | 474,500            | 501,666        | +5         | 449,000           | 430,000        | -          | 96              | 99        | +3        |
| O'Brien             | 1            | 5          | +400       | 0            | 1          | +         | 0                     | 1          | +          | 0           | 1          | +          | 0                 | 799,900           | +         | 0                  | 799,900        | +          | 0                 | 799,900        | +          | 0               | 100       | +         |
| Selma               | 8            | 18         | +125       | 4            | 5          | +25       | 4                     | 3          | -25        | 4           | 2          | -50        | 1,483,500         | 828,900           | -44       | 370,875            | 414,450        | +11        | 342,250           | 414,450        | +21        | 100             | 100       | 0         |
| Sunny Valley        | 0            | 0          | 0          | 0            | 0          | 0         | 0                     | 0          | 0          | 0           | 1          | +          | 0                 | 545,000           | +         | 0                  | 545,000        | +          | 0                 | 545,000        | +          | 0               | 118       | +         |
| Wilderville         | 1            | 9          | +800       | 1            | 1          | 0         | 0                     | 3          | +          | 1           | 0          | -          | 355,000           | 0                 | -         | 355,000            | 0              | -          | 355,000           | 0              | -          | 101             | 0         | -         |
| Wolf Creek          | 4            | 10         | +150       | 1            | 1          | 0         | 1                     | 2          | +100       | 4           | 1          | -75        | 1,268,500         | 510,000           | -59       | 317,125            | 510,000        | +60        | 329,750           | 510,000        | +54        | 97              | 98        | +1        |
| <b>Totals</b>       | <b>317</b>   | <b>439</b> | <b>+38</b> | <b>139</b>   | <b>149</b> | <b>+7</b> | <b>114</b>            | <b>134</b> | <b>+18</b> | <b>134</b>  | <b>115</b> | <b>-14</b> | <b>51,923,250</b> | <b>56,148,314</b> | <b>+8</b> | <b>387,487</b>     | <b>488,246</b> | <b>+26</b> | <b>349,700</b>    | <b>400,000</b> | <b>+14</b> | <b>99</b>       | <b>98</b> | <b>-1</b> |
| <b>Grand Totals</b> | <b>317</b>   | <b>439</b> | <b>+38</b> | <b>139</b>   | <b>149</b> | <b>+7</b> | <b>114</b>            | <b>134</b> | <b>+18</b> | <b>134</b>  | <b>115</b> | <b>-14</b> | <b>51,923,250</b> | <b>56,148,314</b> | <b>+8</b> | <b>387,487</b>     | <b>488,246</b> | <b>+26</b> | <b>349,700</b>    | <b>400,000</b> | <b>+14</b> | <b>99</b>       | <b>98</b> | <b>-1</b> |

Information is deemed to be reliable, but is not guaranteed. © 2021 MLS and FBS. Prepared by Oregon DataShare (KCAR|MLSCO|SOMLS) on Monday, October 04, 2021 9:02 AM.

# Josephine Co Inventory September 2020 - 21

Search parameters: Property type Residential; 'County' of 'Josephine'.



|            | Active Listings | New Listings | Sold Listings | Months Inventory |
|------------|-----------------|--------------|---------------|------------------|
| Sep - 2021 | 289             | 147          | 112           | 2.58             |
| Aug - 2021 | 277             | 192          | 125           | 2.22             |
| Jul - 2021 | 231             | 198          | 128           | 1.80             |
| Jun - 2021 | 207             | 185          | 131           | 1.58             |
| May - 2021 | 172             | 171          | 118           | 1.46             |
| Apr - 2021 | 141             | 162          | 130           | 1.08             |
| Mar - 2021 | 140             | 157          | 107           | 1.31             |
| Feb - 2021 | 119             | 112          | 99            | 1.20             |
| Jan - 2021 | 121             | 108          | 87            | 1.39             |
| Dec - 2020 | 144             | 80           | 138           | 1.04             |
| Nov - 2020 | 170             | 95           | 111           | 1.53             |
| Oct - 2020 | 188             | 142          | 128           | 1.47             |
| Sep - 2020 | 202             | 142          | 139           | 1.45             |

# Keybox Activity Report



Note: Keybox activity splits approximately 75% Jackson County, 25% Josephine County.

| Keybox Accesses | Sep 20 | Sep 21 | Change |
|-----------------|--------|--------|--------|
|                 | 7088   | 7188   | 1.4%   |

